



MONO



DUAL

Overview

Mono and Dual models are intended to be handled in a single elevation point. Lifting loops are an extension of big bag body's fabric, protected by a reinforcement in the top central part. Mono model must be filled laterally while Dual model allows top central filling and join the two loops in a single lifting point once filled.

Relevant tests passed

Standard "EN 1989:2001"

EFIBCA 005 – Single trip (S.F.: 5 a 1)

EFIBCA 004 – Standard duty (S.F.: 6 a 1)

Normative U.N. for Dangerous Goods Transport
Food grade

Options

Standard or coated fabric

Dustproof reinforcement on seams

Polyethylene inner liner: preformed, inflated or glued to big bag's body

Documents pocket

Logos and printing designs

OPCIONES DE CARGA DEL MODELO MONO-DUAL

SAFE WORKING LOAD [S.W.L.]	SAFETY FACTOR [SF]
500 kg.	5:1, 6:1
1000 kg.	5:1, 6:1
1250 kg.	5:1
1500 kg.	5:1

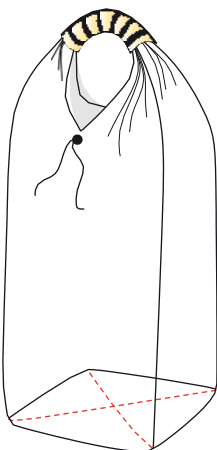
Dimensions and cargo volumes for MONO and DUAL big bag models

Flat BB width (cm.)	110	120	125	130	140	160	180	190
Flat BB diameter (cm.)	70	76	80	83	89	102	115	121
(*) Flat BB height (cm) including loop	BB cargo volume (liters)							
195	430	480	500	520	540	610	620	
200	450	500	530	550	590	650	670	
210	490	550	580	610	660	730	770	
220	530	600	630	660	720	810	870	
230	570	640	680	720	790	900	980	
240	610	690	730	790	870	980	1080	1180
250	650	730	780	860	960	1060	1190	1240
260				950	1060	1140	1290	1360
270						1220	1390	1470
280							1490	1590
290							1600	1700
300							1700	1820

Product filling and elevation points height for MONO and DUAL models

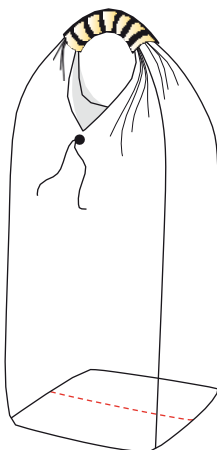
Flat BB width (cm.)	110	120	125	130	140	160	180	190
Product filling height (cm.)	(*) -83	(*) -90	(*) -94	(*) -97	(*) -105	(*) -120	(*) -135	(*) -142
Elevation point height (cm.)	50	54	56	58	63	72	103	115

MONO 1



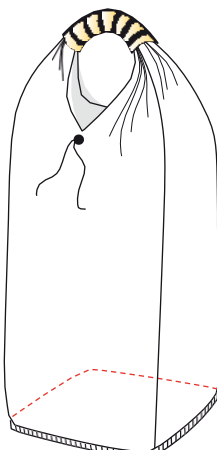
Circular seamless fabric with flat base sewn in cross.

MONO 2



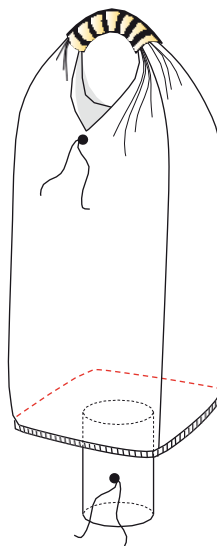
Circular seamless fabric with flat base sewn with a central seam.

MONO 3




Circular seamless fabric with flat base made with a square of fabric.

MONO 4



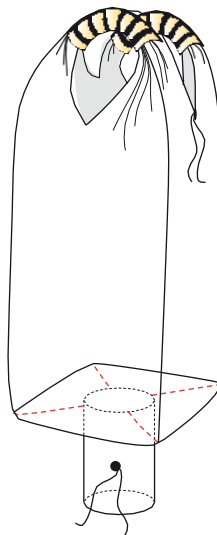
Circular seamless fabric with flat base made with a square of fabric and discharge spout.

DUAL 1



Circular seamless fabric with flat base sewn in cross.

DUAL 2



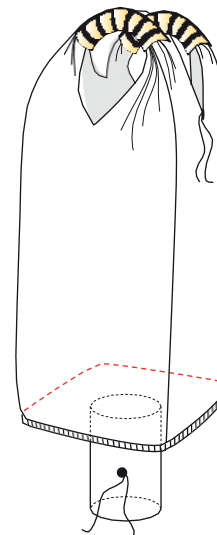
Circular seamless fabric with sewn base with discharge spout.

DUAL 3



Circular seamless fabric with flat base made with a square of fabric.

DUAL 4



Circular seamless fabric with flat base made with a square of fabric and discharge spout.

MONO

DUAL



satucesa